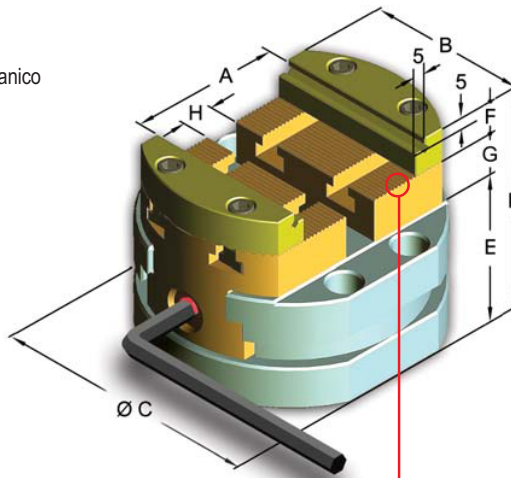


**TIPO (GRANDEZZA) MORSA VISE TYPE (SIZE)**
**A = APERTURA MASSIMA A = MAXIMUM SPREAD**
**Art. 640**

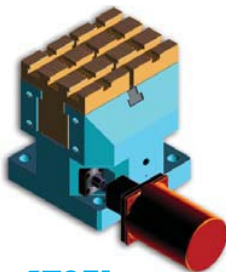
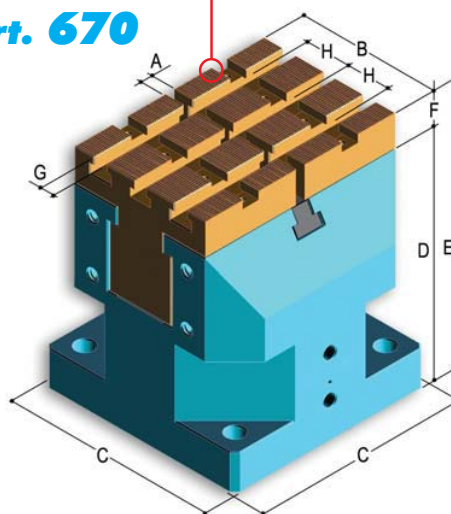
 Azionamento manuale - Bloccaggio meccanico  
 Manual operation - Mechanical clamping

- Possibilità di disassamento centraggio per multipli di 2 mm (Auto-centraggio fuori asse)
  - Costruzione completamente in acciaio temprato e rettificato HRc60
  - Precisione entro 0,015 mm
  - Minimi ingombri (Costruzione solida e compatta)
  - Disponibili serie di ganasce intercambiabili
- Dotazione standard: chiave

- Jaw adjustment in steps of 2 mm (Multiaxis self-centering)
  - Precision hardened (HRc60) and ground steel construction
  - Gripping accuracy within 0,015 mm
  - Solid, rigid construction for minimum deflection
  - Series of interchangeable jaws available
- Standard equipment: wrench



Passo delle righe rettificate = 2 mm    Ground rows pitch = 2 mm

**Art. 670**

**Art. 670EL**

 Asservimento elettrico tramite motore passo / passo e pulsantiera  
 Electrical operated with stepping motor and pushbutton board

	<b>1</b>	<b>2</b>
A mm	74	104
B mm	74	99
C mm	120	160
D mm	85	115
E mm	50	70
F mm	15	20
G mm	20	25
H mm	20	40
kg	4,9	11
COD.	6.64.01000	6.64.02000
€	<b>1.481</b>	<b>1.822</b>
A	Corsa Stroke	8 mm
B	Larghezza slitte Slides width	130 mm
C	Lato corpo base Base body side	190 mm
D	Altezza corpo base Base body height	190 mm
E	Altezza totale morse Vise total height	22 mm
F	Altezza slitta Slide height	32 mm
G	Dimensione cave T-slots dimensions	12 mm
H	Passo cave T-slots pitch	40 mm
kg		40

**Tipologia di serraggio a richiesta**
**Clamping system on request**

ASSERVIMENTO INTERLOCK / OPERATED	Serraggio Clamping	Apertura Opening	Forza di serraggio Clamping force	COD.	€
<b>Art. 670ME</b> Manuale o con avvitatore pneumatico / elettrico EXTRA Manual or with electrical or pneumatic screw EXTRA	Meccanico Mechanical $\tau = 1:44$	Manuale Manual	40-50kN	6.67.0ME20	<b>2.700</b>
<b>Art. 670MO</b> Idraulico tramite centralina Hydraulic with power unit	Meccanico a molla Mechanical with spring	Idraulica Hydraulic	30-40kN	6.67.0MO20	<b>2.500</b>
<b>Art. 670ID</b> Idraulico tramite centralina Hydraulic with power unit	Idraulico Hydraulic	Idraulica Hydraulic	60-80kN	6.67.0ID20	<b>2.500</b>
<b>Art. 670PN</b> Pneumatico tramite centralina Pneumatic with power unit	Pneumatico Pneumatic	Pneumatica Pneumatic	30-40kN	6.67.0PN20	<b>2.700</b>
<b>Art. 670EL</b> Elettrico tramite motore passo / passo e pulsantiera Electrical with stepping motor and pushbutton board	Meccanico Mechanical $\tau = 1:44$	Elettrica Electrical	40-50kN	6.67.0EL20	<b>3.000</b>


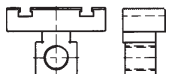
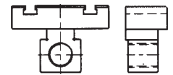


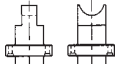



**Art. 675B**

Ganasca monoblocco dolce Soft solid jaw



6.67.5B200

**190**

TIPO (GRANDEZZA) MORSA VISE TYPE (SIZE)		1	2
<b>RICAMBI SPARE PARTS</b>			
<b>Art. 641</b>	CORPO BASE BASE BODY		
		COD. 6.64.11000	6.64.12000
		€ <b>449</b>	<b>524</b>
<b>Art. 642</b>	SLITTA INTEGRALE DESTRA SOLID SLIDE R.H.		
		COD. 6.64.21000	6.64.22000
		€ <b>220</b>	<b>300</b>
<b>Art. 643</b>	SLITTA INTEGRALE SINISTRA SOLID SLIDE L.H.		
		COD. 6.64.31000	6.64.32000
		€ <b>220</b>	<b>300</b>
<b>Art. 644</b>	VITE DI BLOCCAGGIO MAIN SCREW		
		COD. 6.64.41000	6.64.42000
		€ <b>193</b>	<b>220</b>
<b>Art. 645</b>	GANASCIA A GRADINO JAW WITH STEP		
		COD. 6.64.51000	6.64.52000
		€ <b>129</b>	<b>156</b>
<b>Art. 646</b>	FORCELLA YOKE		
		COD. 6.64.61000	6.64.62000
		€ <b>151</b>	<b>199</b>
<b>Art. 647</b>	DADO A "T" "T" NUT		
		COD. 6.64.71000	6.64.72000
		€ <b>18</b>	<b>19</b>
<b>Art. 648</b>	VTCEI PER GANASCIA HEX SOCKED HEAD CREW FOR JAW		
		COD. 6.64.81000	6.64.82000
		€ <b>3</b>	<b>3</b>
<b>Art. 649</b>	VTCEI PER FORCELLA HEX SOCKED HEAD CREW FOR YOKE		
		COD. 6.64.91000	6.64.92000
		€ <b>3</b>	<b>3</b>

7

### Art. 640

